

RK13 - RK19

PRV : 30 - 90 Volts
I_o : 1.5 - 1.7 Amperes

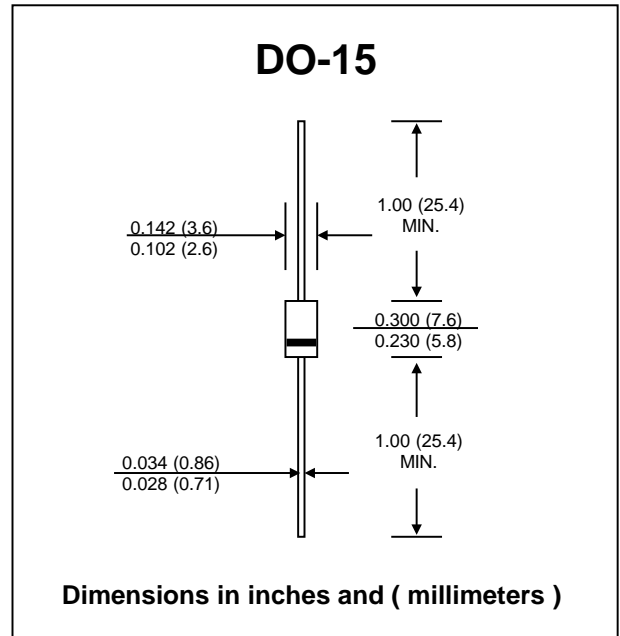
FEATURES :

- * High current capability
- * High surge current capability
- * High reliability
- * High efficiency
- * Low power loss
- * Low forward voltage drop
- * Low cost
- * Pb / RoHS Free

MECHANICAL DATA :

- * Case : DO-15 Molded plastic
- * Epoxy : UL94V-0 rate flame retardant
- * Lead : Axial lead solderable per MIL-STD-202, Method 208 guaranteed
- * Polarity : Color band denotes cathode end
- * Mounting position : Any
- * Weight : 0.4 gram

SCHOTTKY BARRIER RECTIFIER DIODES



MAXIMUM RATINGS AND ELECTRICAL CHARACTERISTICS

Rating at 25 °C ambient temperature unless otherwise specified.
 Single phase, half wave, 60 Hz, resistive or inductive load.
 For capacitive load, derate current by 20%.

RATING	SYMBOL	RK13	RK14	RK16	RK19	UNIT
Maximum Recurrent Peak Reverse Voltage	V _{RRM}	30	40	60	90	V
Maximum DC Blocking Voltage	V _{DC}	30	40	60	90	V
Maximum Average Forward Current T _L = 75 °C	I _{F(AV)}	1.7		1.5		A
Maximum Peak Forward Surge Current single half sine wave Superimposed on rated load	I _{FSM}	50				A
Maximum Forward Voltage at I _F (Note 1)	V _F	0.55		0.62	0.81	V
Maximum Forward Current	I _F	2.0		1.5		V
Maximum Reverse Current at Rated DC Blocking Voltage (Note 1)	I _R	5.1		1.0	2	mA
Junction Temperature Range	T _J	- 40 to + 125				°C
Storage Temperature Range	T _{STG}	- 40 to + 125				°C

Notes :

(1) Pulse Test : Pulse Width = 300 μs, Duty Cycle = 2%.



RATING AND CHARACTERISTIC CURVES (RK13 - RK19)

FIG.1 - FORWARD CURRENT DERATING CURVE

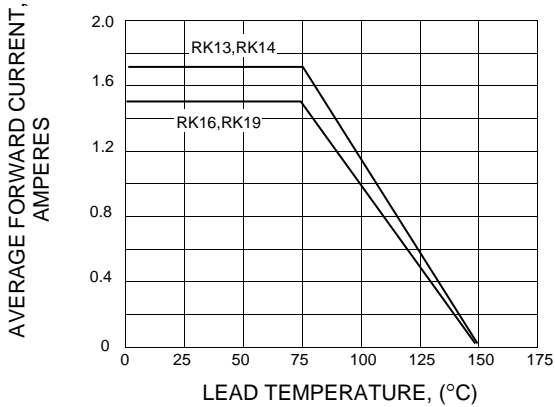


FIG.2 - MAXIMUM NON-REPETITIVE PEAK FORWARD SURGE CURRENT

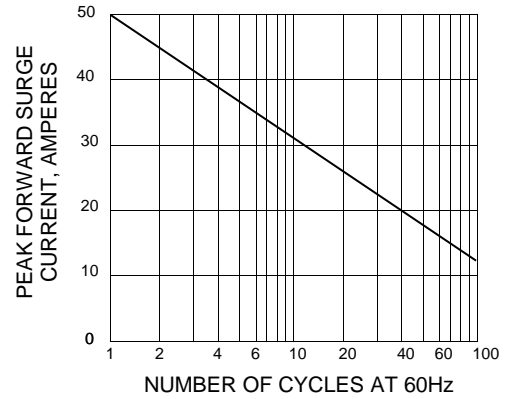


FIG.3 - TYPICAL FORWARD CHARACTERISTICS

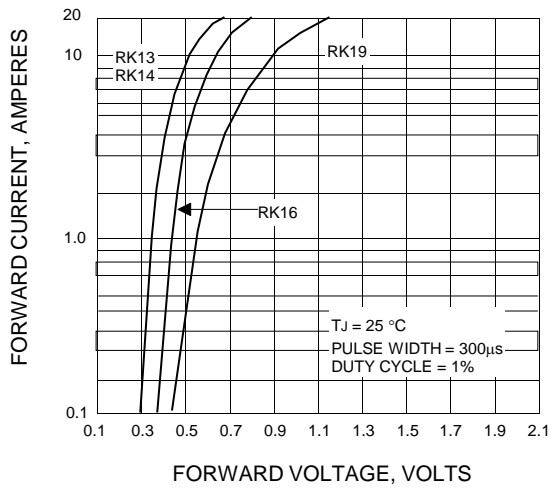


FIG.4 - TYPICAL REVERSE CHARACTERISTICS

